

High Risk – High Needs Factors and Families

ChildPlus Training Scramble
September 28, 2021

DATA




SORTED



ARRANGED



PRESENTED VISUALLY



EXPLAINED WITH A STORY



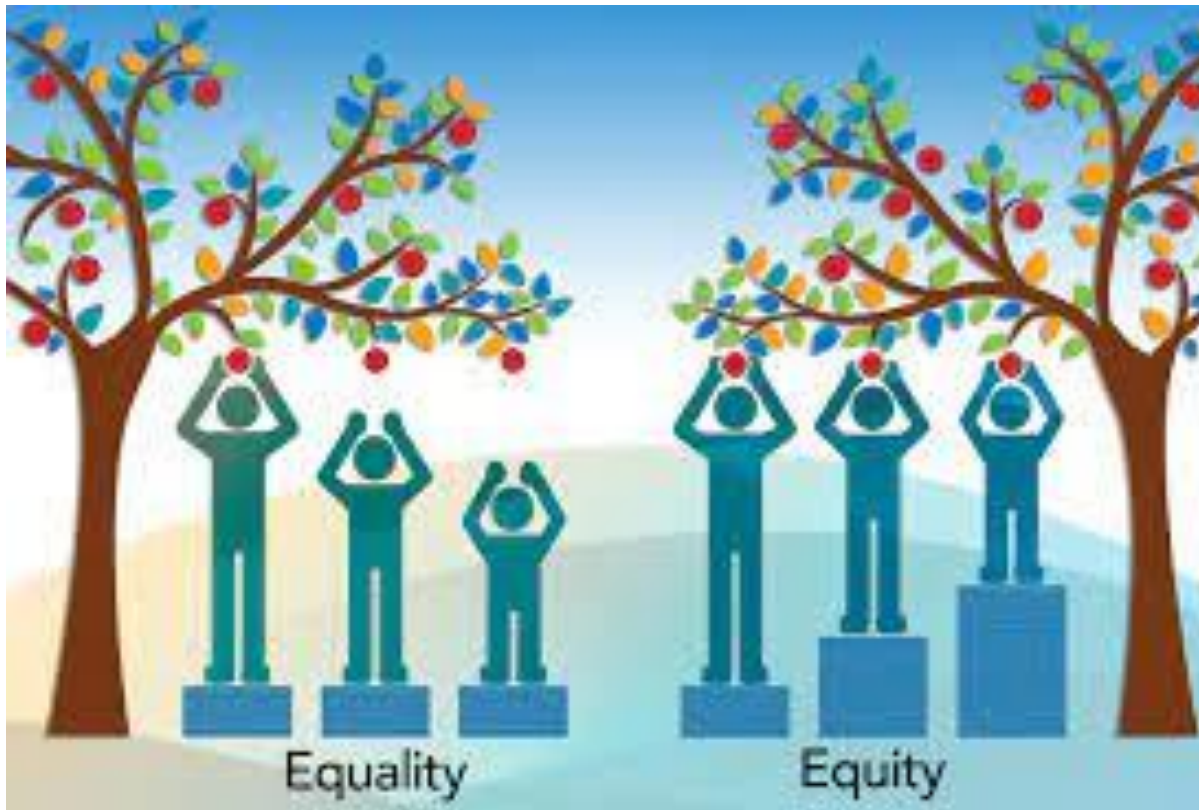
ACTIONABLE (USEFUL)



Make Data Actionable

- For 15 years, we've focused exclusively on providing data analytics to Head Start, Early Head Start, and State Preschool programs.
- Our services include:
 - Analytical dashboards.
 - PFCE aligned Family Outcomes Surveys.
 - DRDP reporting and analysis.
- Early Intel and the Quality Improvement Network
- Find out more: www.ccr-analytics.com info@ccr-analytics.com

CQI and Equity



- Consistency in quality of services.
- Ensuring all parents and families get the services they need.

Agenda

- Factors and Families – Two Components
- Identifying Factors - Data strategies for looking at Factors of need and risk
- Your Turn – an exercise exploring real data.
- Identifying Families -- Which children and families are high risk / high need?
- Tiered Family/Child Services
 - Management Levers
- Wrap Up & Next Steps

Let's Look At The Data

Tiered Services (akin to Pyramid)

- **Tier 1** – foundation services that all families/children receive
- **Tier 2** – those with moderate needs
- **Tier 3** – those with significant needs, multiple factors impacting child/family development

Tiered Services Can Include:

- Therapeutic interventions
- Increased case management
- More frequent meetings with families
- What else?

Continuum of Services

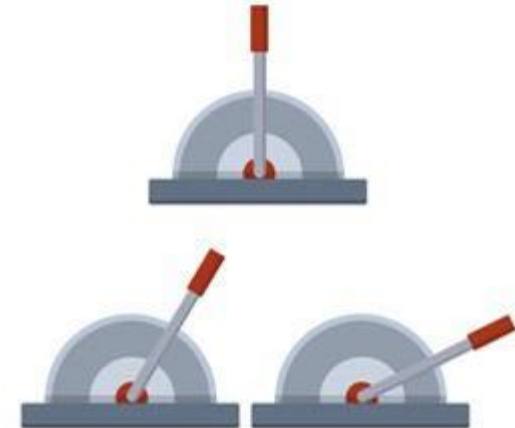
- All services available for children/families as needed
- Families are not stagnant; services need to be flexible
- What we learned from COVID about services and families' needs
- Just because we think a family is “high risk” doesn't mean they think the same...

Labeling Tiered Services – Words Matter

- People are sensitive to being labeled or defined by others. This is a good thing since being empowered often means rejecting the labels that others have placed on you.
- Programs should be cautious about labeling families as high risk or high need – even if families are unaware of those labels.
- Instead label the services, not the families. “We think your family/child would benefit from additional/specialized services” is very different than “We think your family is very vulnerable.”

Management Levers – What Can You Control?

- Frequency of Check-ins
- Staff Assignments
- Supervision - technical assistance
- Triage/Case Coordination
- Staff roles (teachers, family service workers, health/mental health/disability staff)
- Community Partnerships



Contact CCR Analytics

April Morris

april@ccr-analytics.com

(805) 444-3512

Peter Huffaker

peter@ccr-analytics.com

(310) 428-8256

CCR Analytics

www.ccr-analytics.com

info@ccr-analytics.com

800-493-8621

Since 2006, CCR Analytics has consistently raised the bar on the quality of analysis conducted on the operational data of early education agencies. From child assessment, parent outcomes and school readiness reports, we strive to integrate the latest statistical and research methods into our work with early education agencies.